


Information Evening

How the school will run in September
2020



Agenda

1. Year group bubbles
2. Transport and travel to and from school
3. Arrival and start times
4. Timetable and lessons
5. First day back
6. Class changes
7. Behaviour expectations
8. Teaching and Learning
9. Questions from parents – please type into the questions box.



Year Group Bubbles

Each year group will be based in a distinct area of the school to facilitate creation of 7 bubbles. There will be limited opportunity to work in specialist rooms in the Autumn Term.

Team Year 8

Senior Leader: Ms Connor, Assistant Headteacher

Head of Year: Mr MacSweeney

Pastoral Support Assistant: Ms McCourt

Designated Safeguarding Lead: Ms Harrison

Emotional Well-Being Lead: Ms Donaldson




Transport

Crescent road and The Downs are only to be used for walking. No cars will be permitted to drop students off or pick them up.

If students get the tram, train or tube then they need to walk from and to the stations in Wimbledon or Raynes Park.

Students will not be permitted to board a bus on Worple Road apart from Y7.




Times – start and end of the day

Year Group	Start Time	Entrance	Location during the day	End of Day
7	8.15am	Crescent Road	St George's	2.55pm
8 return to school Monday 7th	8.25am	Crescent Road	M Rooms	3.05pm
9	8.35am	Lane Entrance	Science labs	3.15pm
10	8.20am	DK Gates	Brescia	3.00pm
11	8.35am	DK Gates	Ursula	3.15pm

What to expect on arrival

- i. One way system in operation
- ii. Face masks need to be removed and put in bag as per guidance
- iii. Sterilise your hands with the sanitiser
- iv. Temperature check



What to expect on arrival



Break and lunch times

Year Group	Location for break time	Lunch Time	Location
7	Upper Courts	12.00	Dining Hall
8	Fountain Quad	12.45	Dining Hall
9	Dining Hall	12.00	Marquee on Tennis courts
10	Old Gym	12.00	Old Gym
11	Area around Ursula Block	12.50	Old Gym



We are looking at the best way to gradually welcome the students back to school and to explore their experiences of lock down and time to adapt back into a routine again. We will be following the following 5 levers and shaping the students return around these principles.

Lever 1: Relationships – we can't expect our students to return joyfully, and many of the relationships that were thriving, may need to be invested in and restored. We need to plan for this to happen, not assume that it will. Reach out to greet them, use the relationships we build to cushion the discomfort of returning. (fun, optimism etc)

Lever 2: Community – we must recognise that curriculum will have been based in the community for a long period of time. We need to listen to what has happened in this time, understand the needs of our community and engage them in the transitioning of learning back into school.

Lever 3: Transparent Curriculum – all of our students will feel like they have lost time in learning and we must show them how we are addressing these gaps, consulting and co-constructing with our students to heal this sense of loss.

Lever 4: Metacognition – in different environments, students will have been learning in different ways. It is vital that we make the skills for learning in a school environment explicit to our students to reskill and rebuild their confidence as learners.





Recovery

Curriculum

What have we done so far?

PSHEC focus

Lesson 1-Picturing Good mental Health and what it means to you

Lesson 2-Lockdown Life concerns expressed and shared and 10 tips for coping with change

Lesson 3-Emotional wellbeing Spectrum and tips for sleeping better

Lesson 4-Stress and lockdown stress quiz and tips for coping with stress

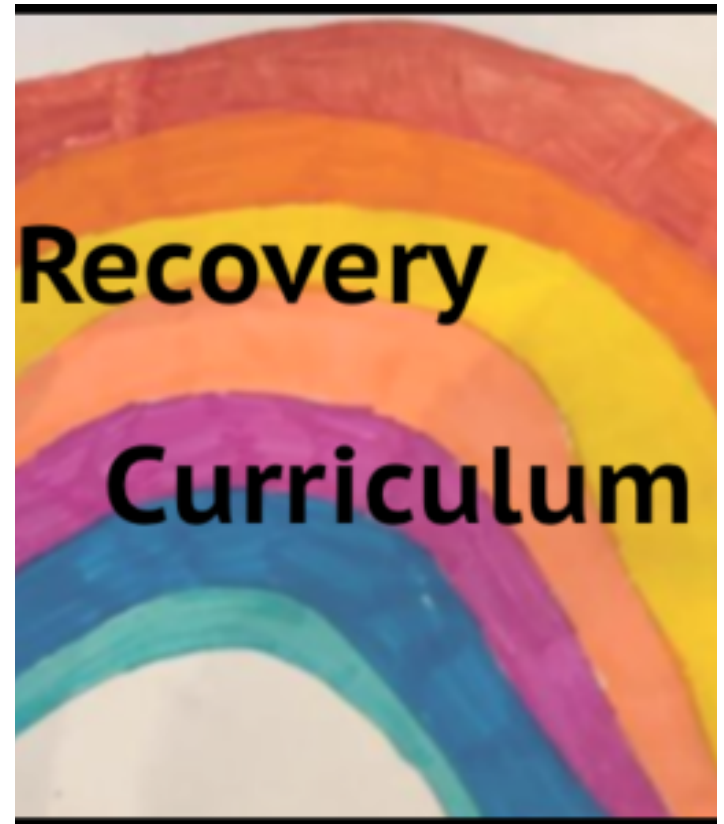


insitme
together

In September

•First day back Periods 1-Recovery curriculum- Rebuild and resilience

- 1. Returning to school after lock down
 - 2 and 3 Managing emotions-loss and grief
 - 4.Moving forward and Hope
- Clear focus to all students about the awareness of support and how to access visible online and using posters around classrooms and school environment.



Need support?

Contact the Pastoral team for a discussion about how we can help including the HOY for your daughter year group. Please email Anna.Harrison@ursulinehighschool.merton.sch.uk




Ms Michelle Alexander
Assistant
Headteacher

**Designated
Safeguarding
Lead**



Mrs Rachael Gilmore
Mental Health
Lead & 6th Form

**Designated
Safeguarding
Lead**



Ms Dena Donaldson
Safeguarding
Officer
Health and
Wellbeing
Coordinator



Mrs Anna Osarose Harrison
Safeguarding
Officer and
Safeguarding
Support
Assistant



Mrs Sarah McCourt
Safeguarding
Officer
Year 7 & 8
Pastoral
Assistant



TALK & LISTEN,
BE THERE



DO WHAT YOU CAN,
IN MY LEAST YOU DO



REMEMBER
THE SIMPLE



EMBRACE NEW
EXPERIENCES



Your time,
YOUR CHOICE

Support on offer

Can help with strategies for sleep, anxiety, low mood



**School Nurse
Elaine**



**Educational Welfare
Practitioners**



**Dominique Zakkour
Specialist
Practitioner in Mental
Health**



**Ms Dena
Donaldson
Well-being Co-
ordinator**



**Mrs Erica Nunann
School Counsellor**

Contact the Pastoral team for a discussion about how we can help including the HOY for your daughters year group. Please email Anna.Harrison@ursulinehighschool.merton.sch.uk

Behaviour Expectations

- **All normal school rules apply**
- All students must be in full school uniform – if there are any issues with meeting this expectation parents must make contact with the HOY before school returns
- There is an additional behaviour code of conduct to reflect the Health and Safety demands including following the one-way system, hygiene procedures and maintaining social distance.




Class changes

Year Group	Detail
7	Students will stay in their form groups for all subjects. After the first term, students will move to classes in English (&MFL) and Maths.
8	There will be no class changes until the end of the first term.
9	There will be no class changes, except for exceptional circumstances, until the end of the first term.
10	The only changes made will be for Science (Triple and Double choices) and English as a result of those changes.
11	No changes will be made, unless there are exceptional circumstances.

Teaching and Learning

Students will no longer use exercise books for their lessons.

There will also be no lockers to store books in .

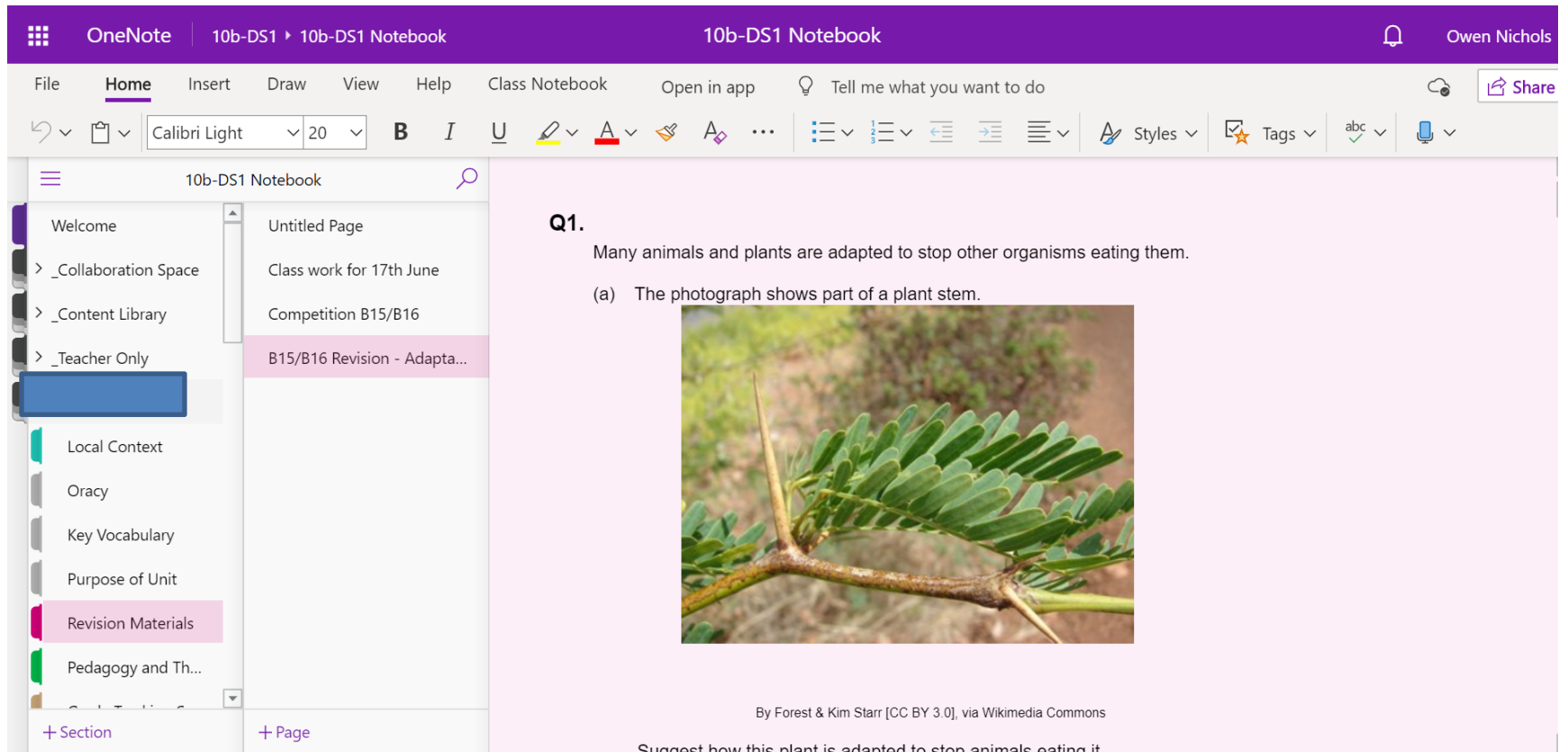


Every lesson will continue to take place on MS Teams and students will use the Class NoteBook for their work.



Teaching and Learning

Class NoteBook – the teacher will be able to see all work completed live as the student works.



The screenshot displays the Microsoft OneNote application interface. The top ribbon includes tabs for 'File', 'Home', 'Insert', 'Draw', 'View', 'Help', 'Class Notebook', 'Open in app', and 'Tell me what you want to do'. The 'Home' tab is active, showing text formatting options like font face (Calibri Light), size (20), bold, italic, underline, and color. The left sidebar shows a navigation pane for the '10b-DS1 Notebook' with sections like 'Welcome', '_Collaboration Space', '_Content Library', and '_Teacher Only'. The main content area shows a page titled '10b-DS1 Notebook' with a question: 'Q1. Many animals and plants are adapted to stop other organisms eating them. (a) The photograph shows part of a plant stem.' Below the text is a photograph of a plant stem with green, pinnate leaves and sharp thorns. At the bottom of the page, there is a credit line: 'By Forest & Kim Starr [CC BY 3.0], via Wikimedia Commons' and a prompt: 'Suggest how this plant is adapted to stop animals eating it.'

Teaching and Learning

All students will need to bring their tablet into school, fully charged. They should also bring the charger and headphones.

Every student will also be given one exercise book to make rough notes etc.

Our students will all be given further training on using MS Teams, Class NoteBook and Assignments.



Teaching and Learning

Tablets

- The majority of students are on the tablet scheme.
- Those who do not have tablets at home were lent one by the school. They can hold on to those for now.
- We have a list of all students who are not on the scheme but have a computer at home. These students can borrow one when then come into school.

We will not be able to lend tablets out to students who are not on this list as there won't be enough – students must bring their tablets in.



Teaching and Learning

We are proud of our outstanding teaching and learning provision at Ursuline High School.

Even though we will be using tablets in every lesson, quality first teaching will be at the heart of every lesson.

Teaching staff are excited to be welcoming students back in September so that they can get back to face to face teaching and learning.

